

# IF YOU'RE GAME, IT CAN



ALL-NEW ISUZU  
IT'S A **D-MAX** THING



Introducing the all-new ISUZU D-MAX ARCTIC TRUCKS AT35

[www.isuzu.co.za](http://www.isuzu.co.za) f t i

**ISUZU**  
*With you, for the long run*



# IF YOU'RE GAME, IT CAN.

The ISUZU D-MAX ARCTIC TRUCKS AT35 is a powerful and capable vehicle designed for extreme off-road conditions. The ultimate vehicle for those who want to push the limits and explore the great outdoors.

Born from aligned expertise and experience as specialists in building vehicles to cope with the extreme terrains.

ISUZU partnered with ARCTIC TRUCKS to produce one of the most capable overlanding vehicles - the ISUZU D-MAX ARCTIC TRUCKS AT35.

The ISUZU D-MAX ARCTIC TRUCKS AT35 are locally assembled in limited numbers at the ISUZU Motors South Africa plant – the only ISUZU facility in the world accredited by ARCTIC TRUCKS to produce the D-MAX AT35 – where a dedicated team of ISUZU's most skilled artisans and technicians craft the enhanced aggressive body and performance enhancements.

## ISUZU AND ARCTIC TRUCKS POWER IN PARTNERSHIP





# GO WHERE OTHERS CAN'T



## JOIN AN EXCLUSIVE CLUB OF THOSE WHO VENTURE BEYOND THE KNOWN PATHS.

Go off-road. Then go SERIOUSLY off-road. The ISUZU D-MAX ARCTIC TRUCKS AT35 is built to take you there and beyond.

35-inch BFGoodrich tyres, coupled with a specially developed suspension lift kit with a tailored Bilstein performance set-up, featuring front springs and dampers, rear dampers and an additional front and rear body lift, give the ISUZU D-MAX ARCTIC TRUCKS AT35 a total front and rear elevation of 50mm over the standard D-MAX and impressive off-road capabilities. A ResQ™ Puncture Repair Kit is also provided. No place is out of reach.





# LOOKS THAT MEAN BUSINESS INSIDE AND OUT

## EXTERIOR

Flared wheel arches house the 35" BFGoodrich all-terrain tyres wrapping 17" black alloy wheels along with the custom suspension and give the vehicle a wide track as well as aggressive stance. Extended wide-profile side-steps flank the vehicle while ARCTIC TRUCKS mudflaps, and special AT35 chrome badges on the front fenders and tailgate complete the look.



## INTERIOR

Inside you are greeted by sporty leather-trimmed upholstery with AT35 badging stitched to the headrests and an 8-way adjustable driver's seat. More AT35 badges are emblazoned onto the leather-covered gear shift knob, the custom mats, as well as the protective door sill covers.





# YOUR ADVENTURE STARTS HERE



## OFF-ROAD PERFORMANCE THAT'S MORE THAN SKIN DEEP.

The purpose-designed Bilstein performance lift kit of the ISUZU D-MAX ARCTIC TRUCKS AT35 with uprated front springs and dampers, rear dampers as well as an additional front and rear body lift give the vehicle a ground clearance of 266mm, a 12% increase from the 232mm of our standard ISUZU D-MAX V-CROSS.

The beefy 35" BFGoodrich tyres on 17"x 10" alloy wheels allow for an improved approach angle of 33° and a departure angle of 23° with a breakover angle of 34°.

When the road before you is deemed impassable by water obstacles, the vehicles impressive wading depth of 865mm means your adventure can continue unhampered. When the going gets rough, switching between two and four-wheel-drive is made easy with switch-on-the-fly that lets you alternate between the modes at speed of up to 100km/h without the need to stop and the electronic rear diff-lock helps you get out of any sticky situation.

The electronically controlled system incorporates a new actuator design on the current D-MAX that offers one of the fastest engagement times of 0.61 seconds to ensure a seamless transition to the preferred drive mode. For the toughest terrain, the driver can engage the electronic rear differential lock.





# TAKE TECHNOLOGY TO NEW HEIGHTS

## INNOVATIVE TECHNOLOGY BRINGS CIVILIZATION TO ANY ENVIRONMENT.

Whether deep in the urban jungle or venturing off the beaten path, you've got technology at your fingertips. A 9" touch screen infotainment system with wireless Apple CarPlay® and Android Auto connectivity keeps you connected and entertained, while the built-in wireless charger ensures your devices stay topped-up even at the top of the world.

Driver-critical information is handled by a cutting-edge, colour-graphics digital instrument panel with 3D instrument faces and crystal effect backgrounds.





# SAFE IN ANY ENVIRONMENT

## ACTIVE AND PASSIVE SAFETY SYSTEMS KEEP YOU SECURE WHEREVER YOU GO.

The ISUZU D-MAX ARCTIC TRUCKS AT35 makes no compromise on safety with ISUZU's ADAS (Advanced Drive Assistance System) that monitors your surrounding environment for danger via sensors and cameras.



### BLIND SPOT MONITOR [BSM]:

Your ISUZU D-MAX ARCTIC TRUCKS AT35 displays a visual warning in your side mirrors when a vehicle approaches in your blind spot.




### MISACCELERATION MITIGATION:

In areas like car parks, your ISUZU D-MAX ARCTIC TRUCKS AT35 stereo cameras detect unintentional acceleration and step in to prevent collisions.




### AUTONOMOUS EMERGENCY BRAKING [AEB]:

Your ISUZU D-MAX ARCTIC TRUCKS AT35 features automatic emergency braking, activated on detection of a potential frontal collision.




### FORWARD COLLISION WARNING [FCW]:

Your ISUZU D-MAX ARCTIC TRUCKS AT35 alerts you when an obstacle is detected in your path, sounding an audible alert and displaying a visual, heads-up windscreen warning.



### LANE KEEP ASSIST (LKA):

Should your ISUZU D-MAX ARCTIC TRUCKS AT35 start to move out of its lane, Lane Keep Assist (LKA), Emergency Lane Keeping (ELK) and Lane Departure Prevention (LDP) help to correct this and prevent collisions.



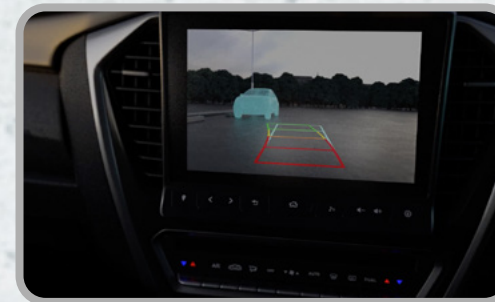
### REVERSING CAMERA WITH REAR TRAFFIC ALERT [RCTA]:

Monitors your surrounding area while reversing into traffic, providing visual and audible warnings should an object approach from the left or right.



### CENTRE HIGH MOUNTED STOP LAMP:

Complete with emergency stop signal, this new feature significantly enhances vehicle visibility.



### REVERSE CAMERA:

Your ISUZU D-MAX ARCTIC TRUCKS AT35 triggers audio and visual warnings should anything approach from left or right while you are reversing into traffic.



### FOLLOW-ME-HOME HEADLAMPS:

For added comfort and safety your ISUZU D-MAX ARCTIC TRUCKS AT35 features Follow-me-home Headlamps which keeps your headlamps illuminated for 30 seconds, ensuring a safer pathway after you park or when you enter your vehicle.



### ADAPTIVE CRUISE CONTROL [ACC]:

Your ISUZU D-MAX ARCTIC TRUCKS AT35 automatically maintains a pre-set speed and distance from the vehicle ahead. Stop-and-go functionality keeps ACC settings active for up to five minutes when stopped.



### AUTOMATIC WINDSHIELD WIPERS:

As an added safety feature, your ISUZU D-MAX ARCTIC TRUCKS AT35 boasts automatic rain-sensing wipers, making sure the way forward is always clearly visible.



### POST-COLLISION BRAKING [PCB]:

In the event of a collision, where the airbags are activated and the central locking is automatically deactivated, PCB automatically uses the brakes to help bring the vehicle to a safe stop.



### AUTOMATIC HEADLIGHTS AND HIGH BEAMS:

Your ISUZU D-MAX ARCTIC TRUCKS AT35 has smart lighting. In low-light conditions it activates the headlights automatically, and on the road it auto-dims high beams when oncoming lights are detected.



### FRONT AND REAR PARKING SENSORS:

Sensors provide feedback on nearby obstacles when parking in tricky spots.

### PASSIVE SAFETY: And it doesn't end there either.

Included in the security features offered by the new ISUZU D-MAX ARCTIC TRUCKS AT35 are follow-me-home headlamps, which light up the area while you walk from the car to your home.

And adding a further level of security are the walk-away auto door lock and speed-sensing door lock features.



# BUILT-IN ISUZU RELIABILITY AND DURABILITY

The ISUZU D-MAX ARCTIC TRUCKS AT35 comes with ISUZU's upgraded 3.0 Ddi engine for durability, reliability and efficiency.

The powerhouse has 140kW of peak power available at 3 600 r/min and maximum torque 450Nm available from as little as 1 600 r/min to deliver all the power you need to reach any destination thrown at you with improved fuel consumption and reduced noise levels.

Shifting is handled by a six-speed automatic transmission that provides refinement and responsiveness even in the most brutal off-road environments.





THE ALL-NEW ISUZU D-MAX ARCTIC TRUCKS' ASSERTIVE EXTERIOR STYLING is complemented by a wide choice of colours.

## COLOURS AND FINISHES

Kerb appeal whether you're parked on the street or on a boulder. With the ISUZU D-MAX ARCTIC TRUCKS AT35, you have the choice of 5 standout colours that will let your vehicle match your style.



SUMMIT WHITE



SWITCHBLADE SILVER



BLUE ME AWAY



PULL ME OVER RED

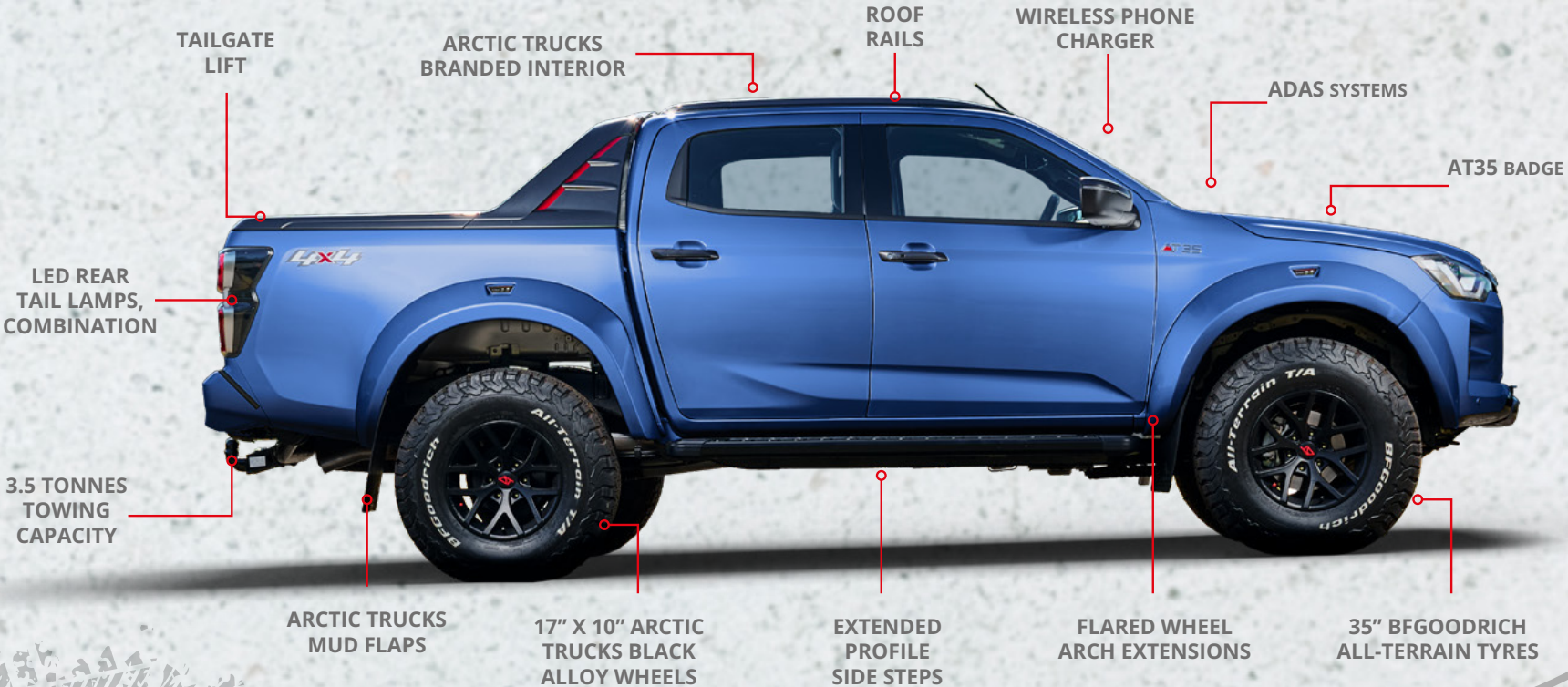


DESERT ORANGE

Make your new ISUZU D-MAX ARCTIC TRUCKS AT35 even more you, by speaking to your ISUZU Dealer Partner for ISUZU-approved accessories.

The result of the collaboration between ISUZU and its proven engineering, capability, reliability and safety, coupled with ARCTIC TRUCKS AT35's renowned ability and expertise in vehicle handling over extreme conditions, is a pick-up that truly stands out above the rest.

Solidly built and re-engineered with the new ARCTIC TRUCKS AT35's Bilstein Suspension, together with an array of new practical and stylish features every part of this vehicle is built to endure the most challenging terrains.







# D-MAX ARCTIC TRUCKS AT35





# BRAVE IS PEACE OF MIND



ISUZU's reputation for reliability stretches back over a century. But for even greater long-term peace of mind, every new ISUZU D-MAX ARCTIC TRUCKS AT35 is covered by our renowned ISUZU Care Package.

**ISUZU**

**COMPLETE  
CARE**

- Warranty & Roadside Assistance:  
5 Years / 120 000 km
- Anti-Corrosion Warranty:  
5 Years / Unlimited km
- Service Plan:  
5 Years / 90 000 km with Service  
Intervals of 12 months / 15 000 km





Disclaimer: The information contained in this brochure was accurate at the time of going to print September 2023. Specifications and equipment are subject to change without prior notice. Some illustrations in this brochure feature special equipment that is not included in standard delivery, and can be purchased at an additional cost. Printed colours may vary from actual. Errors and omissions excepted. Vehicles may differ from images. Terms and conditions apply. Please contact your ISUZU Dealer for exact information. Apple CarPlay® is a trademark of Apple Inc. Android Auto is a trademark of Google LLC. Not all devices will be compatible & functionality will vary depending on the device. Mobile Data & SMS rates may apply & are the responsibility of the user. Please check your local road rules before using these functions.